

# Panasonic

## AK-HC3800

Studio Handy Camera

AK-HC3800G (Tajimi connector model)

AK-HC3800GS (LEMO connector model)



# A Studio and EFP Camera System for Broadcast Use That Delivers High-End Image Quality and Enables Long-Distance Optical Fiber Transmission at Low Cost.

This cost-effective HD camera system with optical fiber transmission capability meets the high-end TV program production needs of broadcast studios.

The newly developed AK-HC3800 Studio Handy Camera is equipped with a high-sensitivity, high-quality 2/3 type 2.2 megapixel 3CCD and a new high-precision 16 bit A/D image processing circuit. The advanced digital functions such as Chromatic Aberration Compensation (CAC), Digital Extender, Film Rec Gamma, Dynamic Range Stretch (DRS)

and etc. realize high image quality and versatile operations.

By using the AK-HC3800 together with the AK-HCU200 Camera Control Unit, AK-HRP200G Remote Operation Panel and AK-HVF70G 17.8 cm (7 inches) LCD Color Viewfinder, an optical fiber transmission studio camera system that achieves high image quality, uncompressed and long-distance transmission, can be configured at a low cost.

The camera and camera control unit can be connected for long-distance transmission of video signals over approximately 1,200 m (1,312 yards) when power is supplied from the camera control unit.

The camera control unit and remote operation panel are connected either by a dedicated cable or an IP connection. Overall, the system offers excellent cost-performance and easy set-up.

\* The photo shows a system example of the AK-HC3800GS (LEMO connector model).

\* For studio zoom lens use, the lens support devices recommended by each lens manufacturer are required. The AK-HBU3500 build-up unit is not supported.





# AK-HC3800

Studio Handy Camera

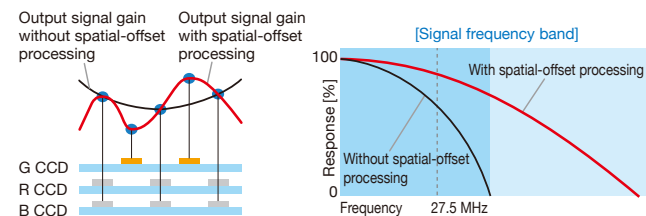
AK-HC3800G (Tajimi connector model)  
AK-HC3800GS (LEMO connector model)



High Quality Images Achieved by a Newly Developed DSP.  
Advanced Digital Technology Allows Compact, Lightweight Lenses to Meet Studio Production Needs.

## 3CCD with High Sensitivity, Low Noise and Low Smear

The 2/3 type 2.2 megapixel 3CCD enables the standard sensitivity of F11 (2,000 lx/59.94 Hz) which is one of the highest sensitivity in this range of cameras. A high S/N ratio of 60 dB (at 59.94 Hz) produces high quality images with low noise and low smear. Panasonic's single-channel transfer system and spatial-offset processing technologies also improve signal modulation depth and reduce moire.



With spatial-offset processing, green samples are offset, allowing change in the object to be more faithfully reproduced.

With spatial-offset processing, the depth of modulation of high-frequency signals is greatly improved.

## New High-Performance DSP Provides 16 bit A/D, 38 bit Processing

HD images are digitized with 74 MHz sampling and 16 bit A/D conversion. Full 38 bit processing within the DSP produces highly detailed, high quality images.



High-Performance DSP

## 50 Hz/59.94 Hz Switchable

HD recording is switchable between 1080/59.94i and 1080/50i video formats. In addition, 720/59.94p\*, 720/50p\*, 1080/29.97PsF, and 1080/25PsF formats are also supported.

\*The 720/59.94p and 720/50p formats must be selected at the CCU.

## Chromatic Aberration Compensation (CAC)

This exclusive technology sets up a conversation between lens and camera which allows for a highly sophisticated algorithm to be deployed that will automatically compensate the registration error that is caused mainly by lens chromatic aberration, and minimize the circumjacent blur.

\* When a CAC-compatible lens is used.

Simulation Showing the CAC (Chromatic Aberration Compensation) Effect



Full screen

CAC OFF

CAC ON

## Film Rec Gamma and Scan Reverse Functions

Selectable gamma curves are included in the DSP circuit. The Film Rec mode produces the kind of film tone that you get with Panasonic VARICAM models. The Scan Reverse function cancels the image inversion that happens when using a Canon or Angenieux HD lens adaptor, and the AK-HC3800 supports interchangeable lenses for film cameras.


## Digital Extender (2x)

This function expands the image by 2x in the digital signal processing circuit, allowing powerful shooting even with a low-magnification lens. HD images retain their superior resolution even with zooming, and — unlike when a lens extender is used — brightness is not reduced.

## Dynamic Range Stretch (DRS)

The DRS function automatically suppresses blocked shadows and blown highlights. A gamma curve and knee slope are estimated to match the contrast of each pixel, and applied in real time. When dark, bright, and intermediate shades are all contained in the same scene, this produces excellent gradation for each shade. The images that result are enhanced by a visually wide dynamic range.

An image showing the DRS (Dynamic Range Stretch) effect.



While suppressing washed out colors such as those when shooting garden greenery, it also reduces blocked shadows in dark areas when recording people indoors.

## Other Advanced Digital Functions

- 12-axis color correction, linear matrix, and other color correction functions.
- Selectable EBU or NTSC preset matrix.
- A skin tone detail function with two skin tone settings.
- A lens file function (for up to 32 files) to save flare and shading values.
- Camera settings, such as VF settings, can be saved on an SD memory card. SD memory cards can also be used for firmware upgrades.
- Various information, including the color temperature setting, is displayed in the viewfinder.



Rearpanel and Connector

# AK-HCU200

Camera Control Unit (CCU)

AK-HCU200P/HCU200E (Tajimi connector model)  
AK-HCU200PS/HCU200ES (LEMO connector model)

Allows a High-Quality, Uncompressed, Long-Distance Optical Fiber Transmission Camera System to Be Configured at Low Cost

## High-Definition, Long-Distance, Optical Digital Transmission

By connecting the CCU and the AK-HC3800 Studio Handy Camera by optical fiber cable, uncompressed digital signals can be transmitted with high quality. The cable between the camera and the CCU can be extended up to approximately 1,200 m (1,312 yards).<sup>\*1</sup>

<sup>\*1</sup>: When power is supplied from the CCU.

## HD Multi-Format Supported

The AK-HCU200 is 59.94 Hz/50 Hz switchable, and supports 1080/59.94i, 1080/50i, 1080/29.97PsF,<sup>\*2</sup> 1080/25PsF,<sup>\*2</sup> 720/59.94p, and 720/50p HD formats.

<sup>\*2</sup>: The 1080/29.97PsF and 1080/25PsF formats must be selected at the camera.

## Prompter Supported

Two SDI channels and one VBS channel are provided for RET input, and prompter input (analog video signal input) is included as standard. Prompt signals input to the CCU can be output from the prompter terminal on the camera side.

## HD/SD Simultaneous Operation

Two SDI OUT and two SDI OUT (PM) lines are provided. In addition to HD video signal output, SD downconverted video signal output (SDI, analog composite) comes as standard. SD monitoring is also possible.

## IP Connection Camera Remote

Multiple AK-HRP200G Remote Operation Panels and up to 19 AK-HCU200 Camera Control Units can be routed through a hub

with IP connection. Camera control units on a LAN can be freely controlled by the remote operation panels for highly versatile operation.

## Compatibility with ROP/MSU

The AK-HRP935 Remote Operation Panel or AK-MSU935 Master Setup Unit can also be used for serial remote control of the AK-HCU200 camera control unit.<sup>\*3</sup>

<sup>\*3</sup>: Only functions that are supported by the CCU can be controlled by the AK-MSU935 or AK-HRP935.

## 2U Rack Mounting Size

The 2U height of this compact, lightweight unit allows 2U rack mounting.

## Setting Up CCU with a PC

When connecting a CCU and PC by IP connection, the CCU set-up menu can be displayed and changed on the PC's web browser.

## Bar ID Display Output

Text can be superimposed onto the color bar output signal. Displaying the video source and other information in this way is convenient during system set-up and standby.

## SD Memory Cards Supported

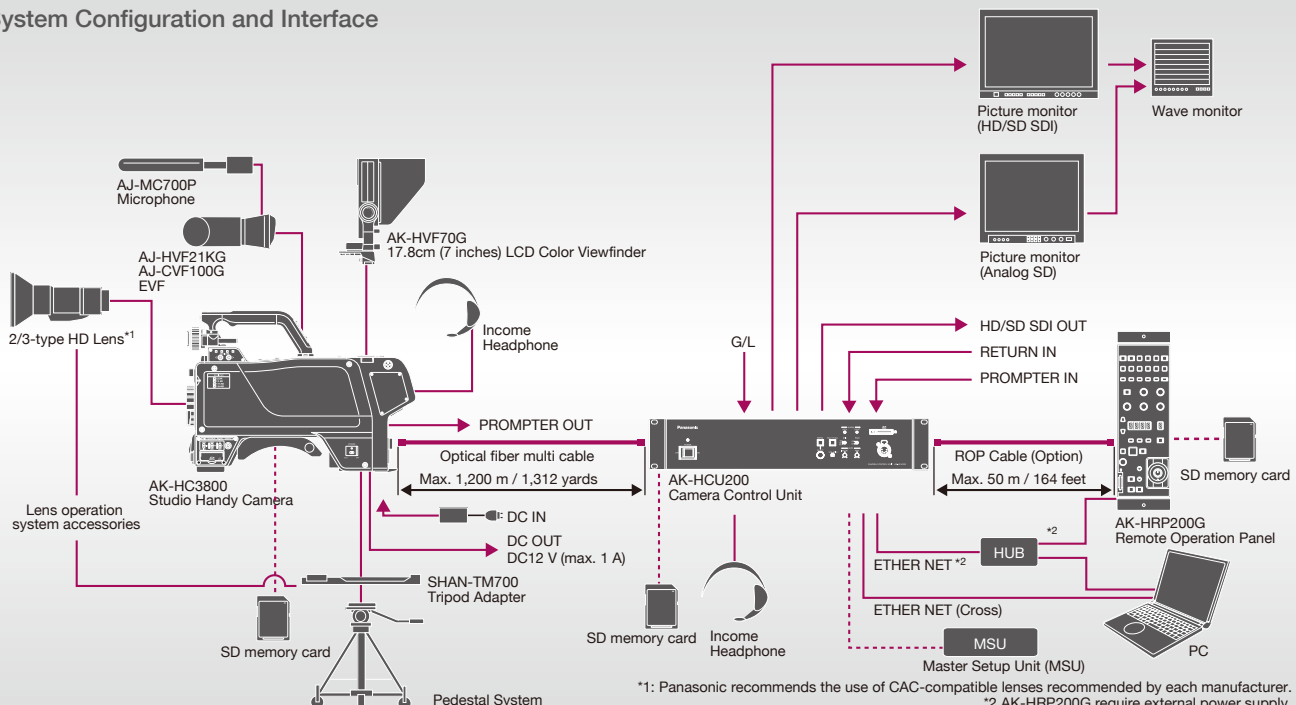
The SD memory card slot allows CCU setting data to be saved on an SD memory card. Firmware updates can also be handled by SD memory card.



AK-HCU200 front panel and rear panel



## System Configuration and Interface



<sup>\*1</sup>: Panasonic recommends the use of CAC-compatible lenses recommended by each manufacturer.  
<sup>\*2</sup> AK-HRP200G require external power supply.

# AK-HRP200G

Remote Operation Panel (ROP)

A Compact Operation Panel for Serial Connection and for Controlling up to 19 Cameras with IP Connection

## Control of up to 19 Cameras with IP Connection\*

The AK-HRP200 supports both serial (1:1) and IP connection.\*<sup>1</sup> IP connection enables up to 19 cameras to be controlled by a single remote operation panel.

\*1: External power supply (DC 12 V) required when LAN cable is used. Power is supplied by the camera control unit in serial connection.

## Support a Variety of Cameras

Four connection modes — CCU Serial, CCU IP, Remote Camera Serial, and Remote Camera IP — enable single or combined remote control of studio handy cameras, multi-purpose cameras, HD convertible cameras, and HD integrated cameras.

### Applicable Cameras and Connection Modes

	Serial Control	IP Control
AK-HC3800* <sup>2</sup>	✓	✓
AK-HC3500* <sup>2,3</sup>	✓	—
AK-HC1800G	✓	—
AK-HC1500G	✓	—
AW-HE870N/E	✓	—
AW-HE120WP/WE/KP/KE	✓	✓
AW-HE60SN/SE/HN/HE	✓	✓

\*2: Via a camera control unit (CCU). \*3: Some functions are not supported.

## ROP Menu Setting

The menu can be displayed on a monitor connected to the Camera Control Unit, so detailed camera settings can be made by operating the Remote Operation Panel.

## Joystick Control Lever


The joystick control lever enables fine manual iris/pedestal operation.

## SD Memory Card Slot

Scene files and user files can be saved with the SD memory card slot. SD memory cards can also be used for firmware upgrades.

## Compact 6U Size

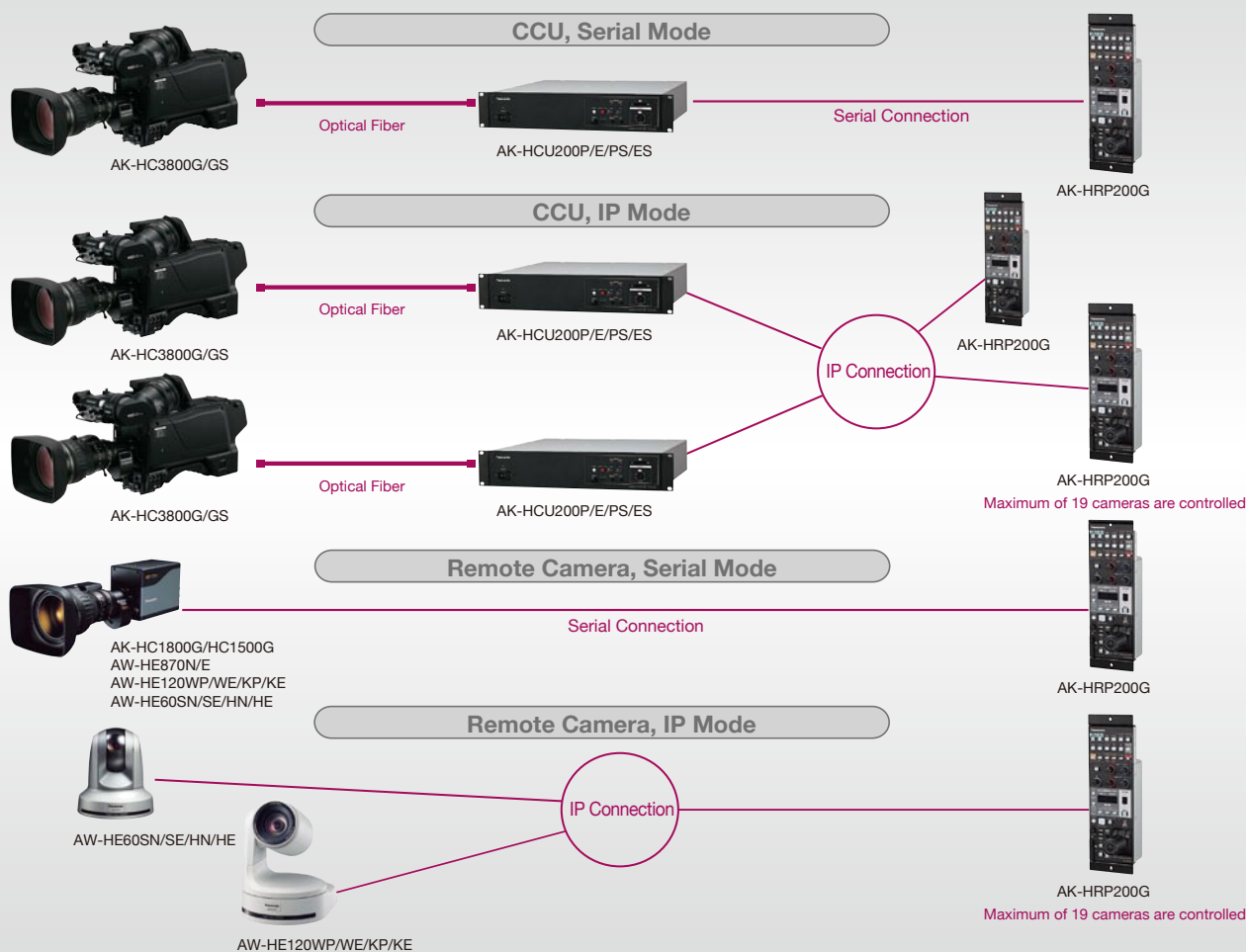
The unit is compact, with a width of 92 mm and a 6U height for easy rack mounting.



AK-HRP200G Rear Panel



## 4 modes of Serial /IP Connection





# AK-HVF70G

17.8 cm (7 inch) LCD Color Viewfinder

Light Weight, Low Power Consumption, and High Resolution Plus Versatile Assist Functions

## LCD Viewfinder with Light Weight and Low Power Consumption

The compact, lightweight viewfinder weighs only about 1.6 kg (3.5 lb) (excluding hood, hood weights approx. 200 g (0.44 lb)). Thanks to the LCD panel, the power consumption is only 10W.

## High-Resolution WSVGA Monitor

This high-resolution, 17.8 cm (7 inches) color LCD panel displays 1024 pixel x 600 pixel (WSVGA) images. Its wide viewing angle extends to 130 degrees vertically and 160 degrees horizontally (contrast > 10:1). Displays approximately 16,200,000 colors.

## Focus Assist Functions

The Focus-in-Red function emphasizes the image parts that are in focus by marking their edges in red, and the Pixel-to-Pixel function displays an enlarged image without resizing.

## Tilt/Pan

Mounted on the AK-HC3800, the viewfinder can be tilted upward as far as 90 degrees, downward 60 degrees, and panned horizontally 90 degrees.

## Other Specifications

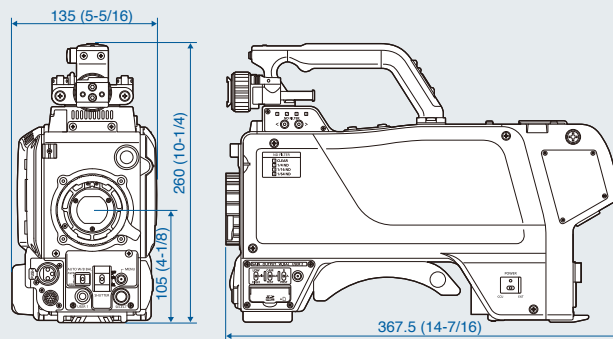
- Three function switches can be allocated to various functions.
- Contrast, bright, peaking adjustment dials
- Tally lamps (front/rear)



# Dimensions

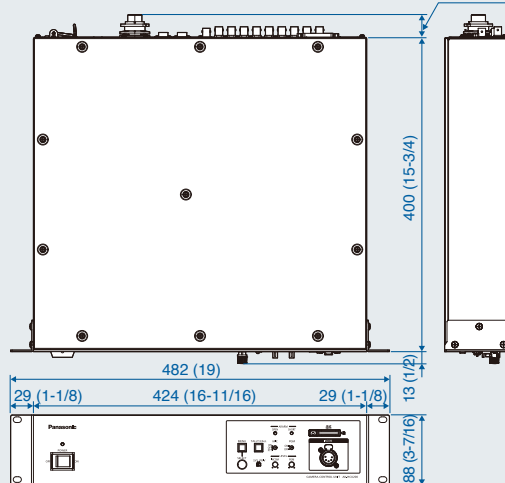
Unit: mm (inches)

## AK-HC3800 Studio Handy Camera

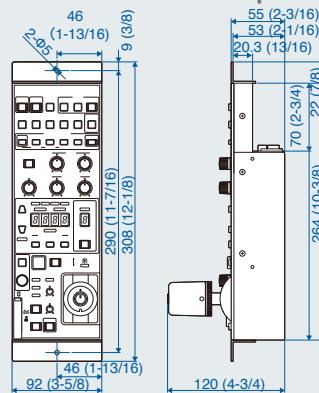


## AK-HCU200 Camera Control Unit (CCU)

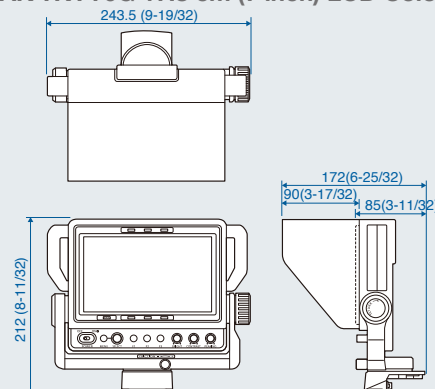
AK-HCU200P/HCU200E:20 (13/16)  
AK-HCU200PS/HCU200ES:29 (1-1/4)



## AK-HRP200G Remote Operation Panel (ROP)



## AK-HVF70G 17.8 cm (7 inch) LCD Color Viewfinder



# Specifications

As of April, 2013

## AK-HC3800 Studio Handy Camera

Power Supply:	12 V DC (during external power supply operation) 190 V DC (when CCU is connected)
Power Consumption:	25 W (during external power supply operation, camera only) 53 W (maximum power during external power supply operation when maximum power supplied for each output connector while all accessories are connected) 60 W (maximum power when CCU is connected and maximum power supplied for each output connector while all accessories are connected)
Operating Temperature:	-10 °C to 45 °C (14°F to 113°F) Preheating required at temperatures below 0°C (32°F)
Storage Temperature:	-20 °C to 60 °C (-4°F to 140°F)
Operating Humidity:	10 % to 85 % (no condensation)
Weight:	Approx. 3.7 kg (approx. 8.16 lb)
Dimensions (W x H x D):	135 mm x 260 mm x 367.5 mm (5-5/16 inches x 10-1/4 inches x 14-7/16 inches) excluding protrusions
Pickup Device:	2/3 type 2.2 million pixel IT, CCD x 3
System:	GBR pickup system
Color Separation Optical system:	f/1.4 prism
Optical Filter:	ND: Clear, 1/4, 1/16, 1/64
Lens Mount:	Bayonet type
Output standard:	SMPTE 292M
Sensitivity:	F11 (59.94 Hz) F12 (50 Hz)
Horizontal Resolution:	1100 TV lines
S/N:	60 dB or higher
Horizontal Frequency:	33.716 kHz, 1125 line frame (59.94 Hz) 28.125 kHz, 1125 line frame (50 Hz)
Vertical Frequency:	59.94 Hz or 50 Hz, interlace
MIC Input:	-60 dBu to 4 dBu (XLR 3-pin female x 2) Gain selected by camera menu
Intercom:	XLR 5-pin female x 1 Input: -60 dBu to -20 dBu Output: 100 mW max.
HD SDI Output:	BNC x 2 (HD SDI 1/HD SDI 2) HD signal = 0.8 V [p-p], 75 Ω The HD SDI 2 signal output can be added to the regular images using the camera menu item setting and switched to the VF or RET image output.
Prompter Output:	BNC x 1, VBS signal = 1.0 V [p-p], 75 Ω
DC OUT:	12 V, MAX. 1A
RET CONTROL Terminal:	Round 6 pin x 1
VF:	Round 20 pin x 1, D-Sub 29 pin x 1
Power Switching:	CCU, OFF, EXT
USER 1/2/3:	Functions specified by menu items can be assigned to the switch.
RET A/B Selection:	For selecting the return signal
RET/PTT Switching:	RET, PPT
Output Selection*1:	CAM, BAR, TEST
White Balance Mode*1:	A, B, preset
Shutter Speed Selection*1:	59.94 Hz: 1/60 (29.97p), 1/100, 1/120, 1/125, 1/250, 1/500, 1/1000, 1/1500, 1/200 50 Hz: 1/50 (25p), 1/60, 1/100, 1/125, 1/250, 1/500, 1/1000, 1/1500, 1/2000
Intercom:	MIC ON/OFF, receiving level, or PGM level
MIC Setting:	MIC power, MIC gain, MIC1 selection

\*1: When the CCU is connected, the selection functions cannot be used. Control is performed from the ROP.

\* When IP connection, 1080/29.97sF, 1080/50PsF, 720/59.94p, and 720/50p format are used, you may need to update AK-HC3800 firmware. For details, see the Panasonic website. <http://pro-av.panasonic.net/>

## AK-HCU200 Camera Control Unit (CCU)

Power Supply:	100 V to 240 V AC, 50Hz/60 Hz
Power Consumption:	170 W (Without CAMERA connected: 32 W)
Capacity for Supplying Power to a Camera:	190 V DC, 0.6 A
Operating Temperature:	0 °C to 40 °C (32 °F to 104 °F)
Operating Humidity:	10 % to 90 % (no condensation)
Dimensions (W x H x D):	424 mm x 88 mm x 400 mm (16-11/16 inches x 3-7/16 inches x 15-3/4 inches) Excluding protrusions
Weight:	Approx. 6.6 kg (approx. 14.6 lb)
Video Output:	HD SDI/SD SDI: 4 lines (2 lines shared with picture monitor output*2) Analog composite: 1 line (1 line shared with picture monitor output*2)
Return Input:	HD SDI/SD SDI: 2 lines (switched depending on the setting) VBS: 1 line
Prompter Input:	1 line, Analog composite
Reference Input:	1 line (1 loop-through line) Black burst/tri-level*3
Microphone Output:	2 lines (XLR, 3-pin, male), 0 dBm/600 Ω
Intercom:	XLR, 5-pin, female Input: -55 dBu to -10 dBu Output: 100 mW (max.)
COMMUNICATION:	Intercom input/output: 2 lines (1/2*3) (0 dBm, 600 Ω, RTS/4W*3) PGM: 1 line, input (0 dBm/600 Ω) Tally input: Red, Green, 1 input each
ROP interface:	RS-422, 1 line, 12 V output
MSU interface:	RS-422, 1 line, GPI for control
LAN port:	1 line (8-pin, RJ45)

\*2: Depending on the setting, only one of them can be selected at one time.

\*3: The black burst signal and tri-level sync signal of the reference input are recognized automatically.

## AK-HRP200G Remote Operation Panel (ROP)

Power Supply:	12 V DC
Power Consumption:	4.2 W
Operating Temperature:	0 °C to 40 °C (32 °F to 104 °F)
Storage Temperature:	-20 °C to 60 °C (-4 °F to 140 °F)
Operating Humidity:	90 % or less
Dimensions (W x H x D):	92 mm x 308 mm x 55 mm (3-5/8 inches x 12-1/8 inches x 2-3/16 inches) excluding protrusions
Weight:	Approx. 1.3 kg (approx. 2.87lb)
CCU Control:	<ul style="list-style-type: none"> <li>Control signals (camera, CCU control)</li> <li>Power supply (12 V DC)*4</li> <li>Tally control signal</li> </ul>
PREVIEW control:	Contact output
Maximum cable length:	50 m (164 ft)

\*4: Can be provided from CCU or AC adapter

## AK-HVF70G 17.8 cm (7 inch) LCD Color Viewfinder

Power Supply:	DC 12 V (supplied by the camera)
Power Consumption:	10 W
Operating Temperature:	0 °C to 45 °C (32 °F to 113 °F)
Storage Temperature:	-20 °C to 60 °C (-4 °F to 140 °F)
Operating Humidity:	10% to 85% (no condensation)
Dimensions (W x H x D):	243.5 mm x 212 mm x 172 mm (9-19/32 inches x 8-11/32 inches x 6-25/32 inches) (with hood attached) 243.5 mm x 212 mm x 85 mm (9-19/32 inches x 8-11/32 inches x 3-11/32 inches) (without hood)
Weight:	Approx. 1.6 kg (approx. 3.53 lb) (without hood)
Panel Size:	177.8 mm (7.0 inches)
Number of Pixels:	1024 pixel x 600 pixel (WSVGA)
Display Colors:	Approx. 16,200,000 colors
Operation Panel:	POWER switch x 1, MENU button x 1 SELECT dial x1, Function buttons x 3 Picture adjusting knobs x 3 ([BRIGHT], [CONTRAST], [PEAKING])
Connectors:	Camera I/F connector (D-Sub 29-pin x 1)

Weight and dimensions are approximate.  
Specifications are subject to change without notice.




**AJ-HVF21KG**  
50.8 mm (2 inches) HD EVF



**AJ-CVF100G**  
25.4 mm (1 inch) HD Color EVF



**AJ-MC700**  
Microphone Kit



**SHAN-TM700**  
Tripod Adapter

**AJ-C10050G**  
Remote Control Cable  
(50 meters / 164 feet)

## Panasonic®

Panasonic Corporation  
AVC Networks Company  
2-15 Matsuba-cho, Kadoma, Osaka 571-8503  
Japan  
<http://pro-av.panasonic.net/>

### [Countries and Regions]

Argentina	+54 1 308 1610
Australia	+61 (0) 2 9491 7400
Bahrain	+973 252292
Belgium	+32 (0) 2 481 04 57
Brazil	+55 11 3889 4035
Canada	+1 905 624 5010
China	+86 10 6515 8828
Hong Kong	+852 2313 0888
Czech Republic	+420 236 032 552/511
Denmark	+45 43 20 08 57
Egypt	+20 2 23938151
Finland, Latvia, Lithuania, Estonia	+358 (9) 521 52 53
France	+33 (0) 1 47 91 64 00
Germany, Austria, Switzerland	+49 (0) 611 235 459
Greece	+30 210 96 92 300
Hungary	+36 (1) 382 60 60
India	+91 120 247 1000
Indonesia	+62 21 385 9449
Iran (Vida)	+98 21 2271463
(Panasonic Office)	+98 2188791102
Italy	+39 02 6788 367
Jordan	+962 6 5859801
Kazakhstan	+7 727 298 0891
Korea	+82 2 2106 6641

Kuwait	+96 522431385
Lebanon	+96 11665557
Malaysia	+60 3 7809 7888
Mexico	+52 55 5488 1000
Netherlands	+31 73 64 02 577
New Zealand	+64 9 272 0100
Norway	+47 67 91 78 00
Pakistan	+92 5370320 (SNT)
Palestine	+972 2 2988750
Panama	+507 229 2955
Peru	+51 1 614 0000
Philippines	+63 2 633 6163
Poland	+48 (22) 338 1100
Portugal	+351 21 425 77 04
Puerto Rico	+1 787 750 4300
Romania	+40 21 211 4855
Russia & CIS	+7 495 6654205
Saudi Arabia	+96 626444072
Singapore	+65 6270 0110
Slovak Republic	+421 (0) 2 52 92 14 23
Slovenia, Albania, Bulgaria, Serbia, Croatia, Bosnia, Macedonia, Montenegro	+36 (1) 382 60 60
South Africa	+27 11 3131622
Spain	+34 (93) 425 93 00
Sweden	+46 (8) 680 26 41
Syria	+963 11 2318422/4

Taiwan	+886 2 2227 6214
Thailand	+66 2 731 8888
Turkey	+90 216 578 3700
U.A.E. (for All Middle East)	+971 4 8862142
Ukraine	+380 44 4903437
U.K.	+44(0)1344 70 69 13
U.S.A.	+1 877 803 8492
Vietnam	+848 38370280



JQA-0443



Factories of AVC Networks Company have received ISO14001:2004-the Environmental Management System certification. (Except for 3rd party's peripherals.)