


ETC COLORSOURCE PAR

RGB-L LED WASH LIGHT

RGB-L LED WASH LIGHT

An LED luminaire crafted by lighting experts, the ColorSource PAR uses a proportionate recipe of red, green, blue, a twist of lime and an extra dash of red to expand the ColorSource PAR's color range, giving richness only possible from ETC LED luminaires. It outputs bright, beautiful light, is easy to use – with or without a lighting desk – and lives up to ETC's high standards for quality.



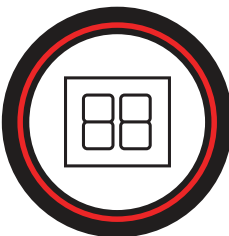
ETC'S NEW RGB-L
CHIPSET (RED,
GREEN, BLUE
AND LIME)



HOMOGENIZED
OPTICS



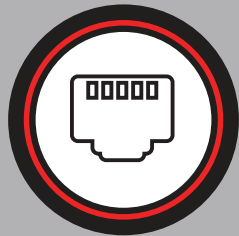
POWERCON IN
AND THRU




SIMPLE USER
INTERFACE WITH
SEVEN-SEGMENT
DISPLAY



RENTEX PRODUCT NO: LITFECP
DIMENSIONS HxWxD: 12.20" X 9.45" X 7.98"
WEIGHT: 8.3 LBS



BDMX/RDM IN AND
THRU (5-PIN)



LED DROOP
COMPENSATION



OPTICALLY
CALIBRATED



TOUR-READY,
ALUMINUM
HOUSING

PLEASE CONTACT YOUR RENTEX SALES REPRESENTATIVE FOR RENTAL PRICING.



24/7 SALES &
TECHNICAL
SUPPORT



SAME DAY
DELIVERY TO MOST
MAJOR CITIES



COMPETITIVE
RENTAL PRICING



A LARGE INVENTORY
OF HIGH-QUALITY
EQUIPMENT



A BEST-IN-CLASS
QC PROCESS

(800) 574.1702 www.rentex.com

RENTEX

Audio Visual & Computer Rentals

"Since 1980"

— Rent from a Partner, Not a Competitor —



Mfr No. 7412A1005
Rentex No. LITFECF

FEATURES

- RGB-L LEDs (Red, Green, Blue, Lime)
- Supports DMX512 and RDM Protocols
- Terminated to Edison
- 5-Pin DMX Input and Output Connectors
- PowerCON Input and Output
- Universal Power Input (120 - 240 VAC)

The ColorSource PAR from ETC is an LED wash light that offers bright output, a wide color palette, and a high-quality build with a compact design. Using ETC's unique RGB-L color system (red, green, blue, lime), the ColorSource PAR offers color options not readily available with other systems. The unit operates with simple RGB input and automatically adds lime as necessary. The luminaire supports both DMX and RDM protocols, in addition to operation via the 3-button, 7-segment display menu on the rear panel.

Light Source	40 x Luxeon Z LED emitters (five per optic) 8 x RGB-L optics (red, green, blue, lime)
Illuminance	5,102 lux @ 10' (3 m) 1,276 lux @ 20' (6 m)
Color	RGB color mixing
Protocols	DMX, RDM
DMX Connectors	Input: 5-pin XLR Output: 5-pin XLR DMX termination required
DMX Channel Modes	1 x Channel Mode: 5 Channels
Display/Controls	7-segment LED display with three-button interface
Input Voltage	100 to 240 VAC, 50/60 Hz (auto-ranging)
Power Connectors	Input: powerCON Output: powerCON
Power Linking	9 x luminaires (15 A max); 10 luminaires total per circuit
Dimensions	12.2 x 7.98 x 9.45" (310 x 203 x 240 mm)
Weight	8.3 lb

